

FORTRAΔ

Migrating Off AutoSys Workload Automation:

How to Plan and Prepare
for a Successful Migration
to JAMS





Table of Contents

The Demands on IT Professionals Today	3
Where the AutoSys Workload Automation Migration Journey Begins	3
6 Reasons to Choose JAMS Over AutoSys Workload Automation	4
Do's and Don'ts of Re-Examining Your Automation	5
6 Steps to a Successful AutoSys Workload Automation Migration	6
3 Levels of AutoSys Workload Automation Migration	7
4 Must-Knows Before You Begin Your AutoSys Workload Automation Migration	8
Start Your AutoSys Workload Automation Migration Today	9



It's Time To Break Free From Autosys Workload Automation & Make The Switch To JAMS

Learn how to modernize your automation environment, simplify the complexity of scheduling, and scale your business for growth.

The Demands On It Professionals Today Continue To Grow

As IT teams find themselves struggling to keep up with the complexity of their automation environments, they must continue searching for **more integrated, streamlined, and cost-effective solutions that scale with their business**. Organizations need to leverage flexible and straightforward solutions for workload automation that empower them to break free of complicated or costly products and licenses.


Many companies have realized the limitations of AutoSys Workload Automation, including its increasing complexity and overall costs to the organization. But they may be unsure of how and where to start their conversion journey.

Where The Autosys Workload Automation Migration Journey Begins

With so many essential business operations at stake, it may seem overwhelming to move from one solution to another. Your past experiences with AutoSys Workload Automation probably make you think there is significant time, cost, and services required to move to a new solution. **But migrating from AutoSys Workload Automation to JAMS is easier, more common, and more predictable** than

you might think. No long consulting gigs here. Just a streamlined, straightforward plan to get you where you need to go.

It's time you gain confidence to move away from the rigidity and complexity of AutoSys Workload Automation to improve, retool, streamline, augment, and elegantly design your automation. **Find out why so many companies just like yours have made the switch.**





6 Reasons To Choose JAMS Over Autosys Workload Automation



#1: Rapid Migration and Onboarding

Make the transition to JAMS quickly and efficiently. Proven services and utilities make it easy to regain control of your existing jobs defined in AutoSys Workload Automation, migrate them, and start seeing an immediate return on investment.



#3: Simplified Administration

Reduce reliance on single-product specialists and make powerful workload automation accessible—and manageable—for your entire IT team.



#5: Modernized Approach

Maintaining an outdated version of AutoSys Workload Automation may actually cost more over the short-and long-term. Ensure you are keeping up with the changing IT landscape and modernizing your approach.



#2: Reduced Maintenance Costs

Reduce maintenance costs with easy-to-understand licensing options that are aligned with the batch jobs you need to run and the business applications you need to automate.



#4: All the Right Features

Breathe new life into critical business processes with a complete set of tools right out of the box—job monitoring, alerting, workflow design, auditing, and reporting.



#6: Cloud Requirements & Support

As organizations move to cloud and hybrid environments, cloud support should be clearly defined. Make sure cloud readiness is part of your vendor support strategy as it is with JAMS.

SEE WHAT OTHER COMPANIES ARE SAYING

Discover why IT professionals at leading companies are switching to a better solution.

Read G2 reviews to learn why **JAMS is rated a Leader**.

[Read More Reviews](#)

Do's & Don'ts Of Re-Examining Your Automation

#1: Don't Start Your Evaluation Process Too Late

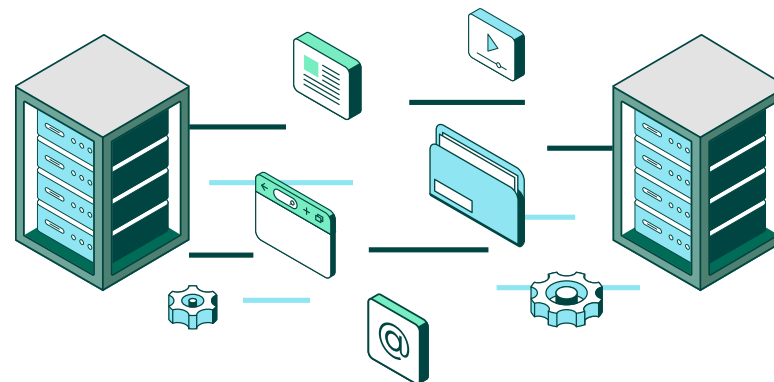
Evaluating new solutions takes time. So if you delay evaluating new providers, you may not have enough time to switch comfortably. The sooner you start, the more time you'll have to make a good decision.

#2: Don't Fear Change

Putting off migrating automation solutions because you fear change can paralyze your business from moving forward and reduce efficiencies. Many companies that make the switch to JAMS indicate they wish they had done so sooner.

#3: Do Relook at Your Automation

A lot has changed in your business since you implemented AutoSys Workload Automation. You've scaled out, big time. You've had new regulatory requirements imposed that you may want on your scheduler. Has AutoSys Workload Automation kept up? It's time to re-evaluate and take a fresh look at your automation. Remember, your work now should drive overall strategy, not comfort or complacency.





6 Steps To A Successful Autosys Workload Automation Migration



STEP 1: Define Conversion Scope

Identify and clearly define project scale.



STEP 2: Evaluate & Analyze Resources

Outline change process and identify available resources.



STEP 3: Design Migration & Testing

Plan extraction and test implementation with specific migration criteria.



STEP 4: Transition & Implementation

Implement and finalize job definitions and workload transitions.



STEP 5: Certification & Validation

All defined and transitioned jobs and schedules are certified and ready for execution.



STEP 6: Execution & Go-Live




AutoSys Workload Automation is replaced by JAMS solution with seamless transition.



3 Levels Of Autosys Workload Automation Migration

One of our primary goals is to minimize the impact on your business and effectively migrate your solution quickly and effortlessly. Using our conversion technologies, we can **easily and accurately convert anywhere from a handful of jobs to thousands of jobs** in JAMS. This process is completed in days—even when thousands of batch jobs are involved.

We offer conversion utilities that make it easy for organizations to migrate batch processes and workflows out of their existing system and into JAMS, the leading cross-platform job scheduling and batch processing system. We use a proven, repeatable methodology to convert scheduling processes into JAMS and help you **itemize and prioritize the scheduling features you actually use**. Here is how we categorize the three Levels of AutoSys Workload Automation Migration, depending on the number of jobs you have.

	 Implementation Level 1	 Base Migration Level 2	 Advanced Migration Level 3
Training	JAMS Certification for Admins, Operators, Developers (40 hours)	JAMS Certification for Admins, Operators, Developers (40 hours)	JAMS Certification for Admins, Operators, Developers (40 hours)
Implementation	Scheduler	Scheduler & Agents	Scheduler, Agents, HA
Job Source		Migration & Functional Testing	Migration & Functional Testing
Credentials		Migration & Functional Testing	Migration & Functional Testing
Parameters & Variables		Migration & Functional Testing	Migration & Functional Testing
Dependencies			Migration & Configuration
Workflows			Migration & Configuration
Schedules			Migration & Configuration
Calendars			Migration & Configuration

4 Must-Knows Before You Begin Your Autosys Workload Automation Conversion



You are never locked into a specific scheduler or workload automation solution. Even legacy applications that use lots of proprietary code can be unraveled. Finalize job definitions and workload transitions.




Choose a vendor that has conversion utilities. Even if the vendor does not have your specific version of legacy application, a good stable of utilities shows that they can map the most important elements of your jobs and schedule.



Understand how you're scheduling now. Are you only using the native features of your legacy scheduler or have you implemented workarounds and bolt-on utilities to make it work for your business?




It's not just about the number of jobs. Simple command line jobs can be converted collectively, whereas jobs that include a large number of dependencies may take additional time.



Start Your Autosys Workload Automation Migration Today

It may seem like a hassle moving away from AutoSys Workload Automation. You had obviously invested a significant amount of time and effort implementing the solution in the past. But now that you are considering migrating, you need to be certain the **conversion will be seamless and that your solution will be modernized.**

As you begin this journey, you can be sure that **JAMS has the know-how and experience to streamline your AutoSys Workload Automation migration.** We offer comprehensive solutions and services to assist you—making your migration to JAMS painless. Best of all, your organization will have significantly reduced its job scheduling maintenance costs once you have converted to JAMS. Let us know how **we can help move you forward.**



FORTRA

About Fortra

Fortra is a cybersecurity company like no other. We're creating a simpler, stronger future for our customers. Our trusted experts and portfolio of integrated, scalable solutions bring balance and control to organizations around the world. We're the positive changemakers and your relentless ally to provide peace of mind through every step of your cybersecurity journey. Learn more at fortra.com.